



The Essity Group

**Fredrik Rystedt,
CFO and Executive Vice President**



This presentation may contain forward-looking statements. Such statements are based on our current expectations and are subject to certain risks and uncertainties that could negatively affect our business. Please read our most recent annual and sustainability report for a better understanding of these risks and uncertainties.



A Leading Global Hygiene and Health Company



Essity in Brief

128,975

SEKm
in net sales 2019

15,840

SEKm
in adjusted EBITA¹⁾ 2019

Sales in approximately

150 countries

Number of employees
approximately

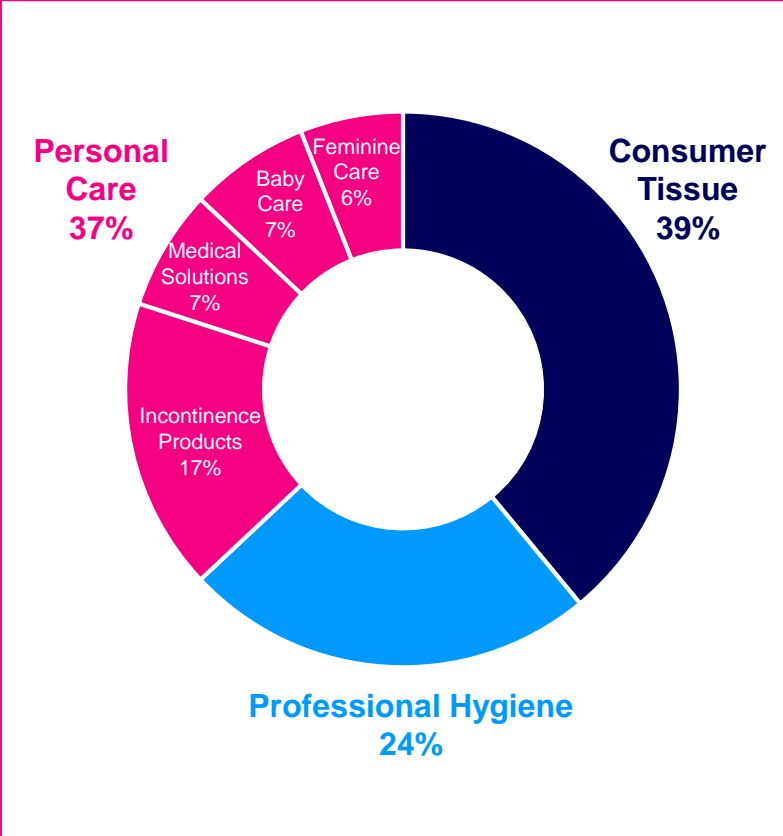
46,000



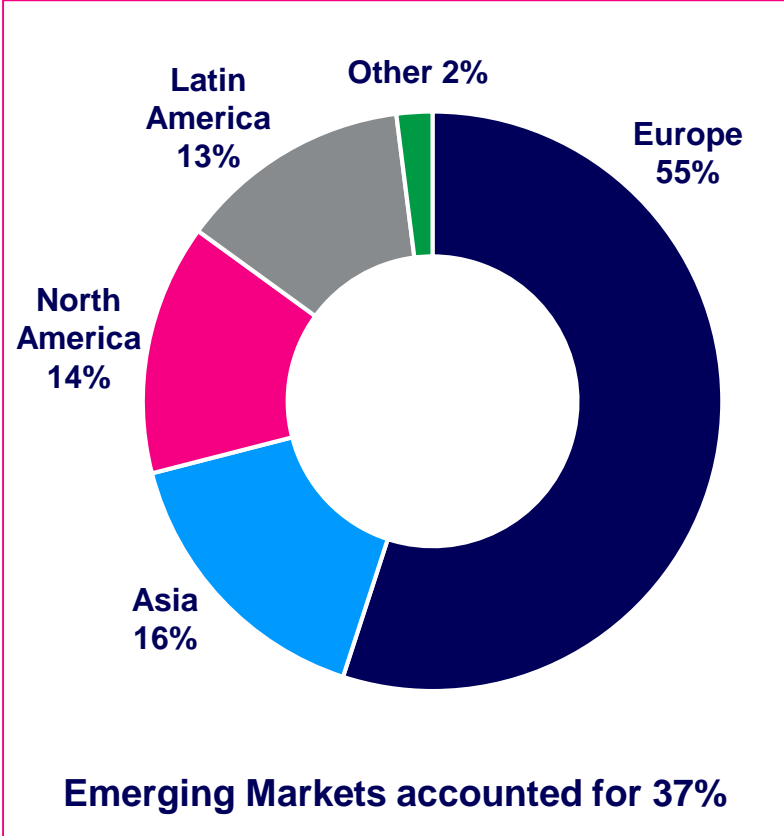
¹⁾ Excluding items affecting comparability

Net Sales 2019

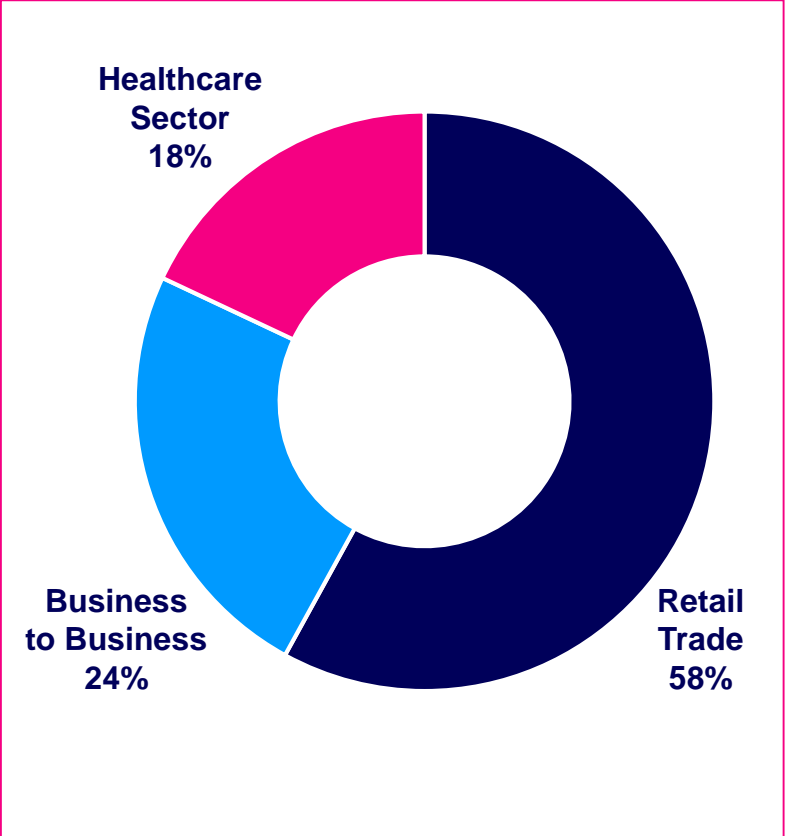
By Business Area and Category



By Geography



By Distribution Channel



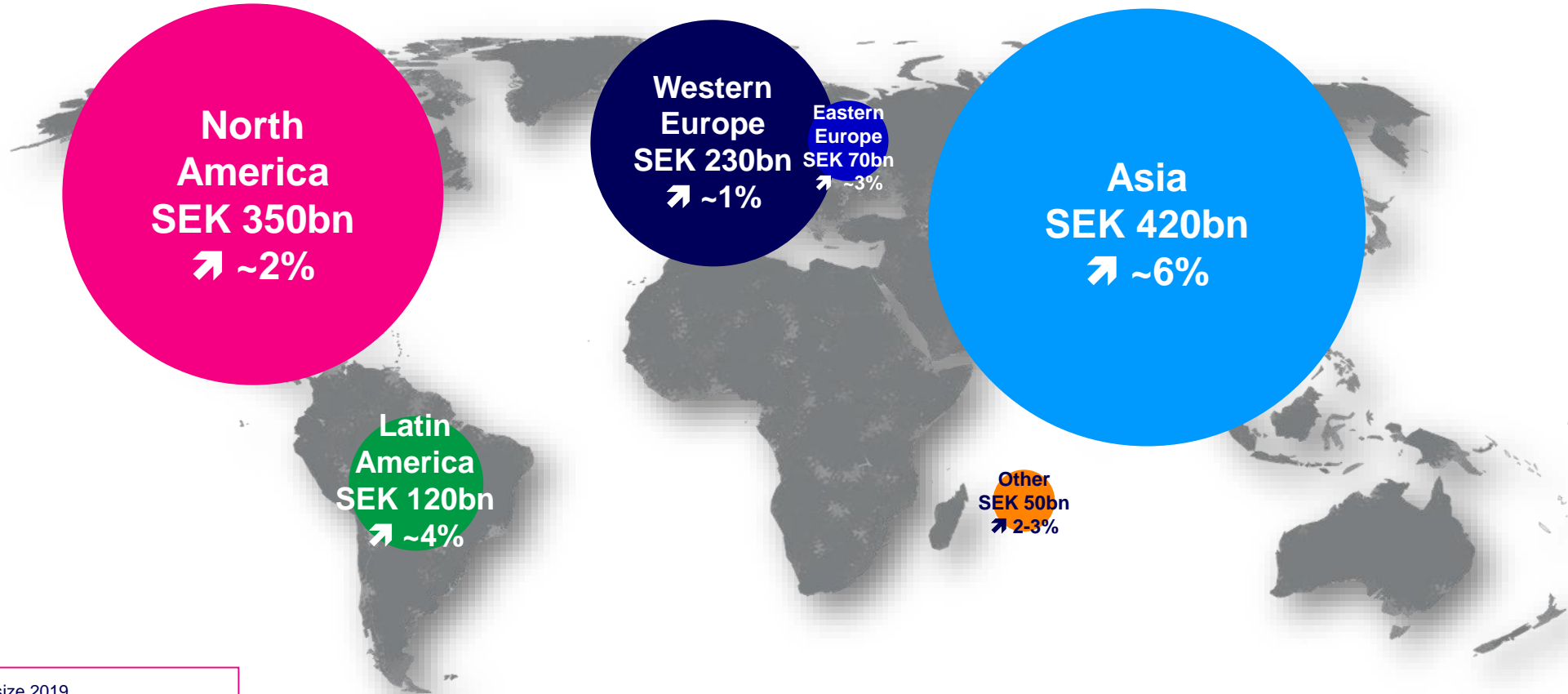
Favorable Market Trends

- Growing and aging population
- Higher disposable income and living standards
- Increased awareness of hygiene and health
- Focus on sustainability
- Digitalization



Our Market

Addressable Hygiene and Health Market



Global Market Size 2019: SEK 1,240bn, ↗ ~3-4%

Bubble size: Market size 2019
↗ Expected Market Growth CAGR
(Compound Annual Growth Rate) 2019-2024

Source: The information has been compiled by Essity for presentation purposes based on statistics taken from external market sources such as IRI, Fastmarkets RISI, Price Hanna Consultants, SmartTRAK and National Macro Economics.

Global Market Positions

#1 or #2 position in approximately 90 countries within at least one product category

Incontinence Products

1



Professional Hygiene

1



Consumer Tissue

2



Medical Solutions

4



Baby Care

5



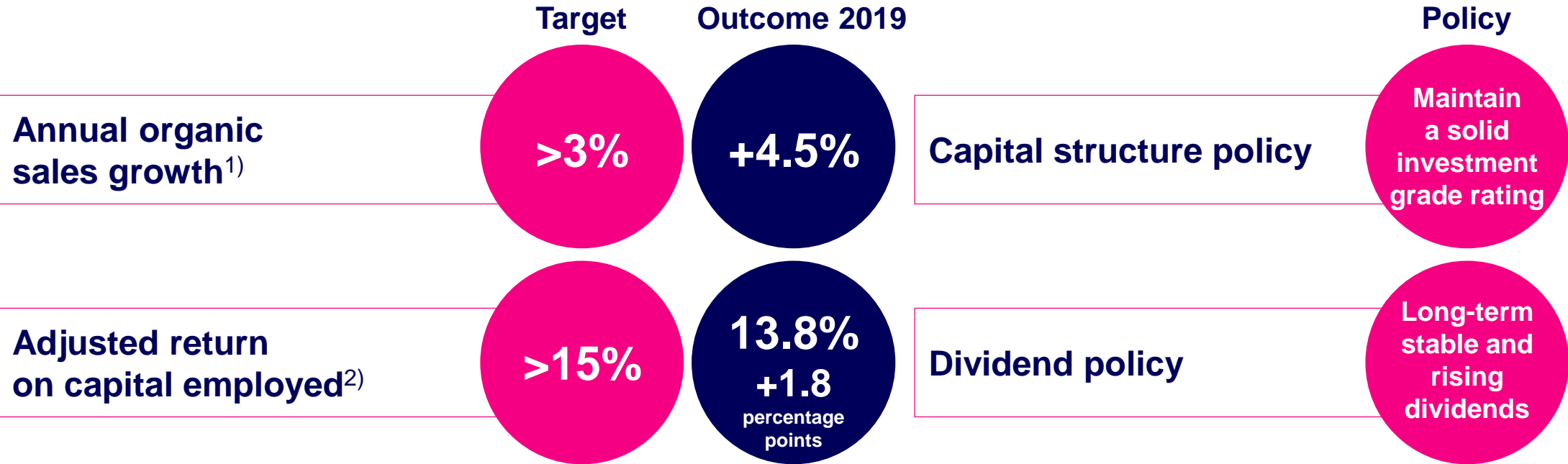
Feminine Care

6



Source: The information has been compiled by Essity for presentation purposes based on statistics taken from external market sources, including IRI, Fastmarkets RISI, Price Hanna Consultants, SmartTRAK and National Macro Economics.

Financial Targets and Outcomes

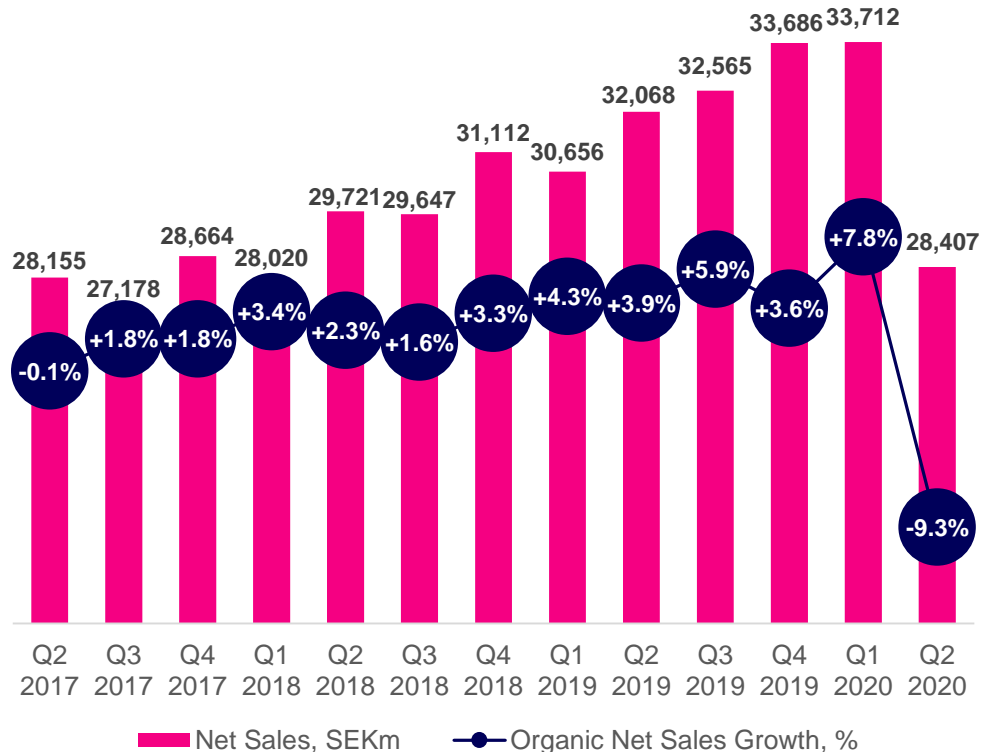


¹⁾ Net sales excluding exchange rate effects, acquisitions and divestments

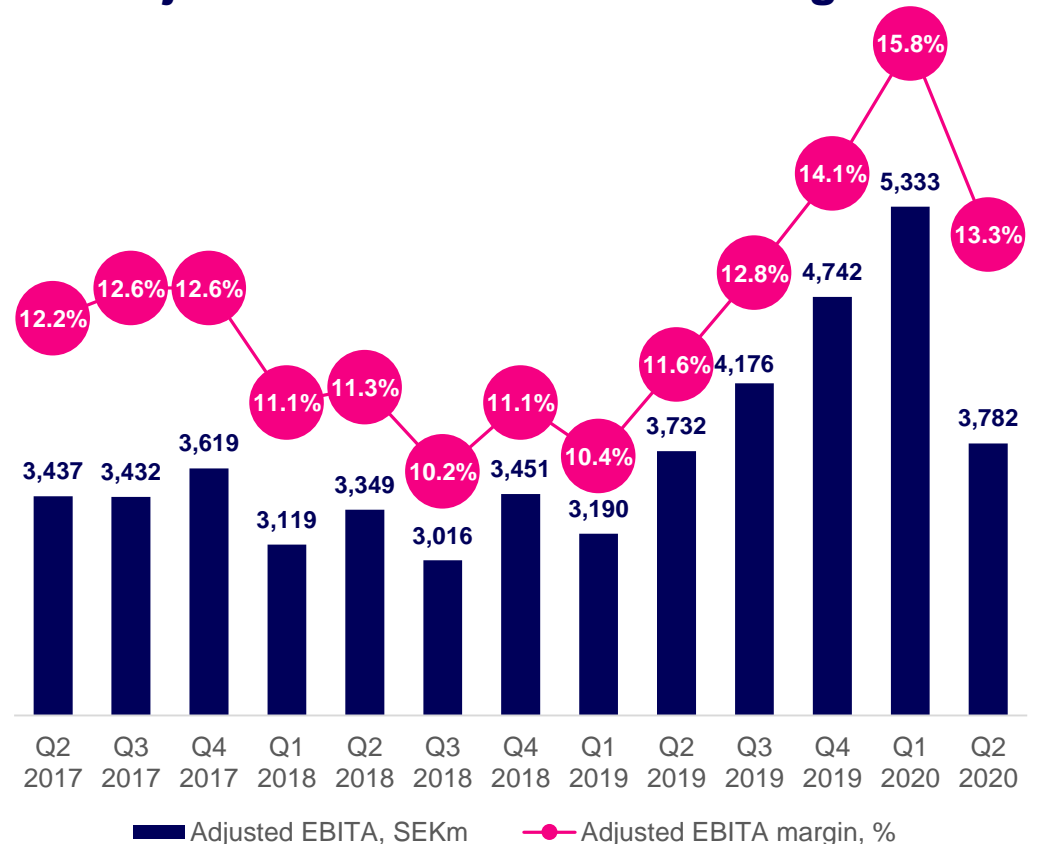
²⁾ Excluding items affecting comparability

Positive Long-term Development

Net Sales and Organic Net Sales Growth¹⁾



Adjusted EBITA and EBITA margin²⁾



¹⁾ Organic net sales which excludes exchange rate effects, acquisitions and divestments

²⁾ Excluding items affecting comparability

Summary

H1 2020 vs H1 2019

- Strong performance in a challenging environment
- Sales negatively impacted by COVID-19 and related lockdowns
- Significant profitability improvement
- Strong cash flow and balance sheet
- Successful innovations
- Strong growth in online sales
- Strengthened market shares in many markets
- Significantly increased awareness of hygiene and health

Net Sales

**SEK
62,119m
-1.0%**

Organic Net Sales¹⁾

-0.9%

Adjusted EBITA²⁾

**SEK
9,115m
+32%**

Adjusted EBITA Margin²⁾

**14.7%
+370bps**

Operating Cash Flow

**SEK
8,827m
+50%**

Earnings per Share

**SEK
7.58
+32%**

Adjusted ROCE²⁾

**15.6%
+370bps**

Adjusted ROE²⁾

**19.5%
+100bps**

¹⁾ Net sales which excludes exchange rate effects, acquisitions and divestments

²⁾ Excluding items affecting comparability

Successful Innovations

Enhanced customer and consumer value and reduced environmental footprint



Strengthened Market Shares and Brands

Positive development past 6 months and long-term

~90%

Essity has **position #1 or #2** in ~90% of our branded sales

>60%

Essity's branded market share in retail has **improved in >60%** of its market positions in the **past 6 months**

~60%

Essity's branded market share has **improved in ~60%** of its market positions in the **past 3 years**

40%

Essity has a market share of **30% or above** in **40%** of its **market positions**



Increased Awareness of Hygiene and Health

Leveraging our leading solutions

Anti-bacterial Products




Reposition Products to Hygienic Benefits



Soaps and Sanitizers




Tork PeakServe



Accelerating Digital Transformation

E-commerce



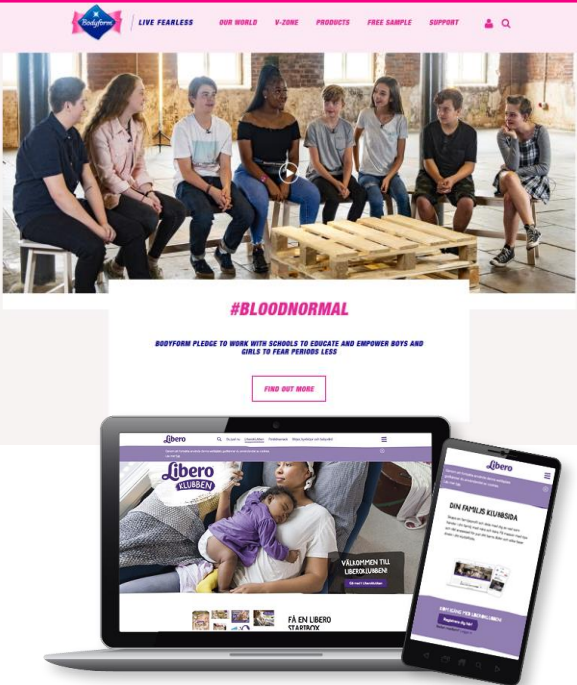
SEK 13bn Sales in 2019
Online increased with 350 bps in Q2 2020 to 14% of Group Sales
Partnerships with Amazon and Alibaba
Vinda e-commerce sales growth 30% H1 2020

Digital Products



TENA Identifi®
TENA SmartCare®
Tork EasyCube®
Collaboration with Microsoft on Internet of Things

Customers and Consumers



libero.se/nya-liberoklubben
www.bodyform.co.uk www.tena.co.uk

Robotics, Automation, Analytics



Increases efficiency and improves quality in all parts of the business

Tork EasyCube®

No #1 Software for Data-driven Cleaning

- **Harnessing real-time information about cleaning needs via IoT technology**
 - Sensors in buildings and dispensers measure visitor traffic and refill levels in real-time
 - Cleaning staff: Digital cleaning plans and real-time information about cleaning needs
 - Facility managers: Cleaning statistics and KPIs to manage, follow up and optimize resources for increased efficiency

20%

Cleaning hours saved

30%

Higher customer satisfaction

99%

Fully stocked washrooms



Powered by



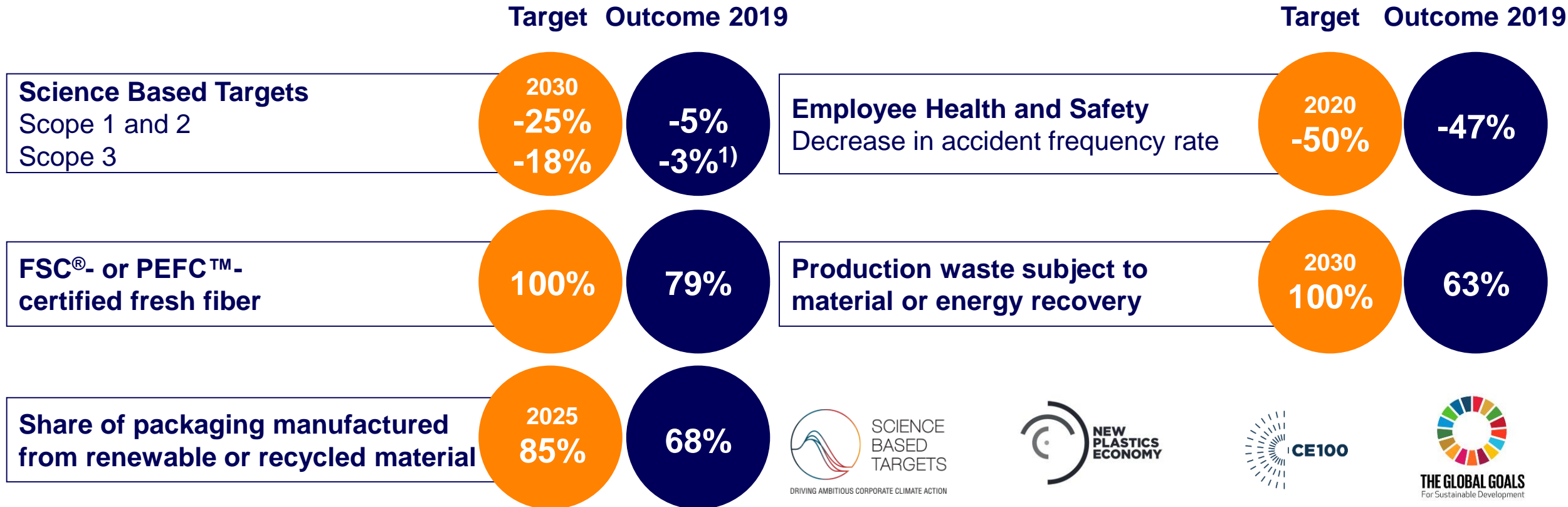
Great Companies Love Tork EasyCube

Awards:



Sustainable Value Chain

Selection of Sustainability Targets



¹⁾ Outcome for Scope 3 is for 2018

Sustainability Initiatives



Investment in alternative fiber technology



Tork PaperCircle®



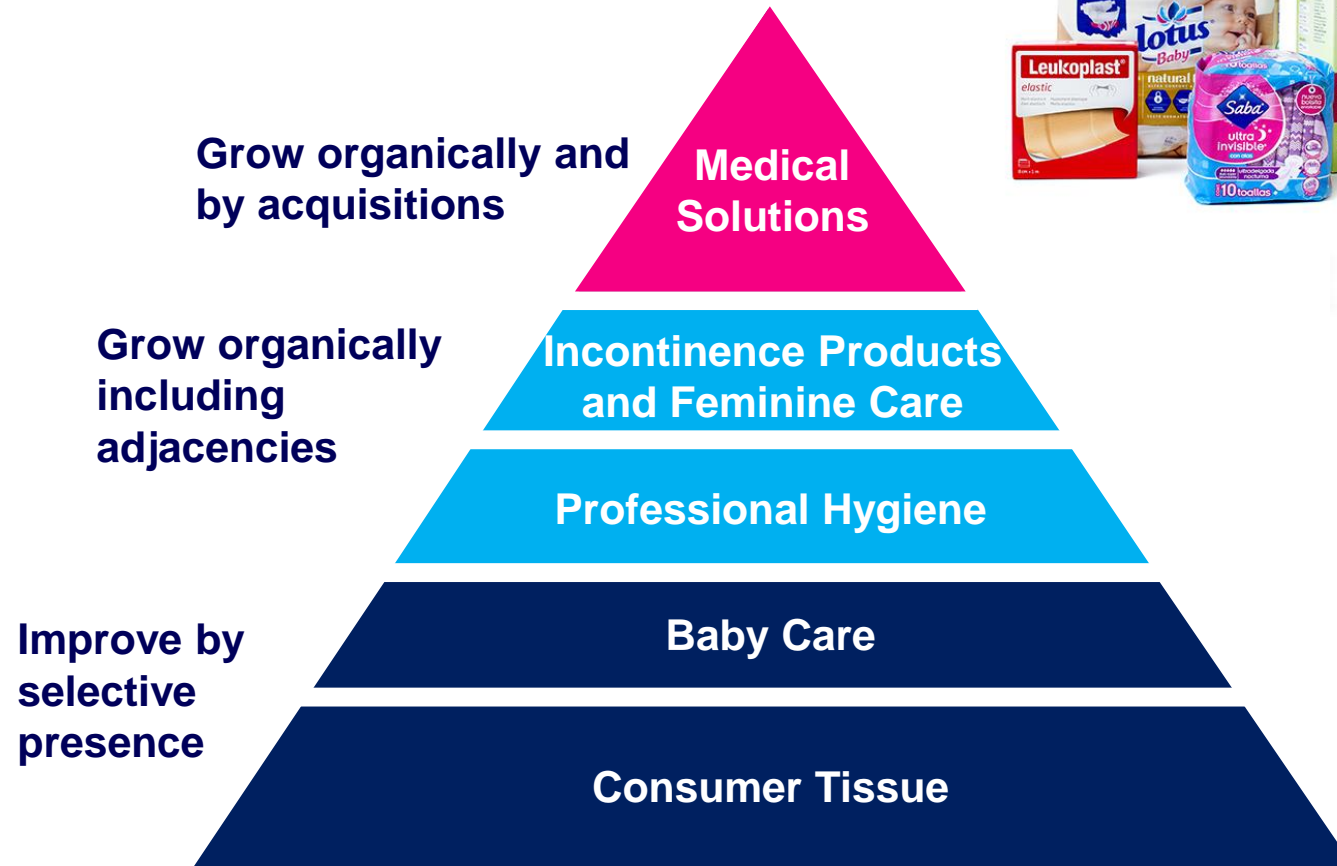
Collaboration with Unicef in Mexico

Profitability Enhancing Initiatives

- Cure or Kill
- Tissue Roadmap
- Material Rationalization
- Operational Efficiency Improvements
- Sourcing Savings



Clear Strategy



Long-term Value Creation

With the vision: Dedicated to improving well-being through leading hygiene and health solutions

**Strong brands
and successful
innovations**

**Leading
positions
in an attractive
market**

**High-
performing
organization
with a winning
corporate
culture**

**Sustainable
business model
with profitable
growth**



Forward-looking statements

Certain statements in this presentation includes forward-looking statements, including statements reflecting management's current views relating to the growth of the market, future market conditions, future events, financial conditions, and expected operational performance, including, in particular the following: - Our goals, strategies and operational expectations; - Industry trends, future characteristics and development of the markets in which we operate; - Our future liquidity, capital resources, capital expenditures and cost savings; - The expected demand for new products and services as well as plans to launch new products and services including R&D expenditures; - The ability to deliver on future plans and to realize potential for future growth; - The expected performance of strategic cooperation activities and joint ventures; - The time until acquired entities and businesses will be integrated and accretive to income; and - Technology and industry trends including the regulatory and standardization environment in which we operate, competition and customer structure.

The words "believe," "expect," "foresee," "anticipate," "assume," "intend," "likely," "projects," "may," "could," "plan," "estimate," "forecast," "will," "should," "would," "predict," "aim," "ambition," "seek," "potential," "target," "might," "continue," or, in each case, their negative or variations, and similar words or expressions are used to identify forward-looking statements. Any statement that refers to expectations, projections or other characterizations of future events or circumstances, including any underlying assumptions, are forward-looking statements.

We caution investors that these statements are subject to risks and uncertainties many of which are difficult to predict and generally beyond our control that could cause actual results to differ materially from those expressed in, or implied or projected by, the forward-looking information and statements.

Risks and uncertainties to which our forward-looking statements are subject include, without limitation: (1) the ability to successfully manage global financial risks, including foreign currency fluctuations, currency exchange or pricing controls and localized volatility; (2) the ability to successfully manage local, regional or global economic volatility, including reduced market growth rates, and to generate sufficient income and cash flow to allow the Company to affect the expected share repurchases and dividend payments; (3) the ability to manage disruptions in credit markets or changes to our credit rating; (4) the ability to maintain key manufacturing and supply arrangements (including execution of supply chain optimizations, and sole supplier and sole manufacturing plant arrangements) and to manage disruption of business due to factors outside of our control, such as natural disasters and acts of war or terrorism; (5) the ability to successfully manage cost fluctuations and pressures, including prices of commodity and raw materials, and costs of labor, transportation, energy, pension and healthcare; (6) the ability to stay on the leading edge of innovation, obtain necessary intellectual property protections and successfully respond to changing consumer habits and technological advances attained by, and patents granted to, competitors; (7) the ability to compete with our local and global competitors in new and existing sales channels, including by successfully responding to competitive factors such as prices, promotional incentives and trade terms for products; (8) the ability to manage and maintain key customer relationships; (9) the ability to protect our reputation and brand equity by successfully managing real or perceived issues, including concerns about safety, quality, ingredients, efficacy or similar matters that may arise; (10) the ability to successfully manage the financial, legal, reputational and operational risk associated with third party relationships, such as our suppliers, distributors, contractors and external business partners; (11) the ability to rely on and maintain key company and third party information technology systems, networks and services, and maintain the security and functionality of such systems, networks and services and the data contained therein; (12) the ability to successfully manage uncertainties related to changing political conditions (including the United Kingdom's decision to leave the European Union) and potential implications such as exchange rate fluctuations and market contraction; (13) the ability to successfully manage regulatory and legal requirements and matters (including, without limitation, those laws and regulations involving product liability, intellectual property, antitrust, privacy, tax, environmental, and accounting and financial reporting) and to resolve pending matters within current estimates; (14) the ability to manage changes in applicable tax laws and regulations including maintaining our intended tax treatment of divestiture transactions; (15) the ability to successfully manage our ongoing acquisition, divestiture and joint venture activities, in each case to achieve the Company's overall business strategy and financial objectives, without impacting the delivery of base business objectives; and (16) the ability to successfully achieve productivity improvements and cost savings and manage ongoing organizational changes, while successfully identifying, developing and retaining key employees, including in key growth markets where the availability of skilled or experienced employees may be limited. For additional information concerning factors that could cause actual results and events to differ materially from those projected herein, please refer to our most recent Annual and Sustainability Report for a better understanding of these risks and uncertainties.

Important factors that could affect whether and to what extent any of our forward-looking statements materialize include, but are not limited to, the factors described above and in the section Risk factors in the most recent Annual and Sustainability Report and in our quarterly reports. These forward-looking statements also represent our estimates and assumptions only as of the date that they were made and are not to be seen as projections or earnings guidance. We expressly disclaim a duty to provide updates to these forward-looking statements, and the estimates and assumptions associated with them, after the date of this presentation, to reflect events or changes in circumstances or changes in expectations or the occurrence of anticipated events, whether as a result of new information, future events or otherwise.

This presentation does not constitute an offer to sell, or the solicitation of an offer to buy, any of our securities. It does not constitute a prospectus or prospectus equivalent document and investors should not make any investment decision in relation to any shares referred to in this presentation. No offer of securities shall be made except by means of a prospectus meeting the requirements of the Securities Act and applicable European rules and regulations.



essity